



Activity Pack

Become a Wildlife Ranger!


Wildlife is all around us, you do not need to go very far to find nature and creatures! Become a Wildlife Ranger by joining in with our range of activities in this pack, share your projects with others and have a love for all things wildlife!

How to be a Wildlife Ranger:

- **LOVE** wildlife
- **FIND** different wildlife around you
- **SHARE** your stories and love for wildlife with others
- **RECORD** the different wildlife you find
- **CREATE** different habitats, food sources and projects for your wildlife



Can you help the parent ducks find their young?



Make your own Bird Treats!

1—Add some seeds and some vegetable suet/lard into a bowl



2—mix them both together until sticky



3—shape your mixture into balls or use cookie cutters to create a shape.
After this chill in the fridge before putting out for the birds!



Common Butterflies


Stand in your garden, set a timer for 15 minutes and see how many butterflies you can find! Want more of a challenge, try a timer for 30 minutes!



ORANGE-TIP

☐

SMALL TORTOISESHELL

☐

PEACOCK

☐

COMMON BLUE

☐

RED ADMIRAL

☐

SPECKLED WOOD

☐

BRIMSTONE

☐

LARGE WHITE

☐

TIME'S UP!

How many did you find?





Know your prints

Have a look in the mud around your garden for some mammal prints and see if you can identify the different species. If you cannot find any, try putting out a tray of damp sand with some food and see who comes to visit.




GREY SQUIRREL



HEDGEHOG



FOX



HOUSE MOUSE



BROWN RAT



SHREW



BADGER



DOG



CAT



WHAT TREE?

Take a leaf rubbing using a crayon or a pencil on a hard surface, then see if you can identify the species of tree from the leaf!



ASH



ALDER



BIRCH



HORSE CHESTNUT



OAK



ROWAN



SYCAMORE



Make your own Butterfly Feeder!




1—Draw out your feeder shape on a piece of plastic, butter and ice-cream lids are perfect!



2—Cut out your shape



3—Decorate your shape and stick a bottle top into the centre, this will be your food will be



4—Add some string! Use a hole punch or bradawl to create the holes with some regular twine



5—Use an old kitchen dish sponge or bath sponge to create a circle the same size as your lid



6—You're all set! Add some sugar water to your sponge and set it up somewhere sunny in your garden

You can feed your butterflies and bees with sugar syrup, sugar water or remove the sponge and use some chopped bananas.



D





BIRD TICK LIST

WHAT BIRDS CAN YOU SEE?



Here are some common species of bird you might find around the garden
see how many you can spot and tick them off!



Dunnock



Swift




House Sparrow




Chaffinch



Robin



Great Tit



Blackbird



Nuthatch

WILDLIFE RANGERS

We're extremely happy to see you've completed your activities from within this book! Do not forget to share your projects, creations and stories with the other Wildlife Rangers by sharing them on the Kids Corner page designated for our Wildlife Rangers. There's so much we can do for wildlife and you are one of our Rangers helping us to save it!

What to do next?

- **Share** your stories and projects on the Kids Corner page
- Get involved in our **Facebook Group**; Garden Wildlife Watchers
- Get your **school involved** in saving nature on our Wild Schools
- **Create** more wildlife creations by visiting the Kids Corner blogs
- **Check out** our other activities, guides and information sheets

Get involved at:

www.danrouse.org.uk/KidsCorner

